



# Stonehill College

---

**Five Year Out Survey Results  
Class of 2007**

*Prepared By: Office of Planning & Institutional Research*

# Methodology



<b>Who</b>	<ul style="list-style-type: none"><li>❖ The survey was distributed to 518 alums of the class of 2007.</li><li>❖ Data was collected from 228 alums (44% response rate).</li></ul>
<b>When</b>	<ul style="list-style-type: none"><li>❖ Data was collected September 6 – December 11, 2012.</li></ul>
<b>How</b>	<ul style="list-style-type: none"><li>❖ Survey design and administration procedures were approved by the Stonehill College Institutional Review Board (IRB).</li><li>❖ A coordinated Marketing Plan was developed by Academics, Alumni and OPIR.</li><li>❖ The survey was administered online.</li><li>❖ For alums with an email address on file, an invitation to participate in the survey was sent via email. For alums without an email address on file, an invitation to participate in the survey was sent via mail. Survey also available via Social Network media.</li><li>❖ Email reminders were sent to non-respondents via email by the Office of Planning &amp; Institutional Research and faculty department chairs.</li><li>❖ Two reminder phone calls were also conducted to further help boost response rates.</li></ul>
<b>What</b>	<ul style="list-style-type: none"><li>❖ Survey questions focused on the following areas:<ul style="list-style-type: none"><li>• Biographical Information</li><li>• Stonehill Connection</li><li>• Stonehill Education</li></ul></li></ul>
<b>Why</b>	<ul style="list-style-type: none"><li>❖ Survey results will help the College assess the effectiveness of its academic and co-curricular programs, student services, and learn more about the educational and career achievements of its graduates.</li></ul>



# Respondent Profile

# Respondent Profile – Class of 2007



Personal Status	%
Single	76
Married	24
Divorced	0
Children	%
Yes (Net)	4
1 child	2
2 or more children	2
Primary Career Related Activities	%
Placed	97
Employed	87
Graduate school	7
Other (Secondary) Activities	%
Traveling	25
Volunteer	16
Starting / Raising a family	4
Seeking employment	4
Other secondary activities (includes career related, Military Service, additional undergrad courses)	51

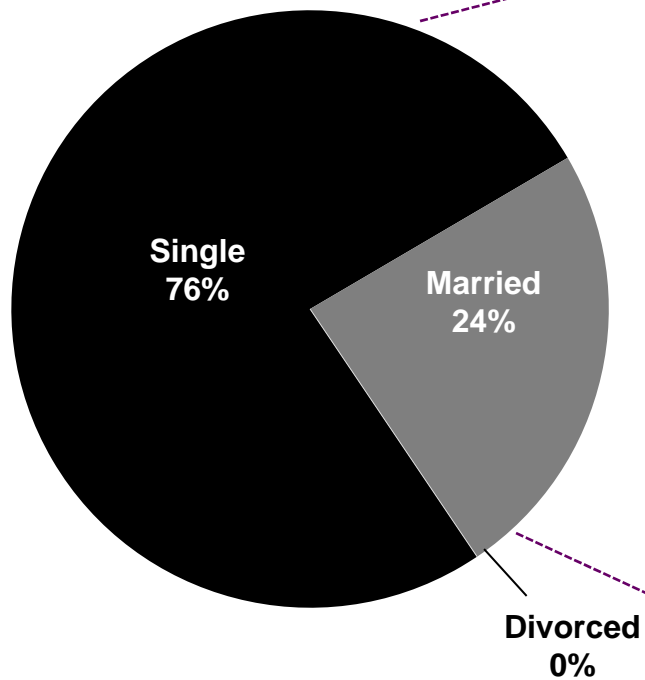
**Not Placed  
(n=3)**

Seeking employment

Starting/raising family

Base: Total Respondents (n=228); Have Children (n=10); Secondary activity (n=183)

# Marital Status - Class of 2007



Spousal Profile	
<b>Spouse Stonehill Graduate</b>	<b>%</b>
Yes	46
No	54
<b>Year Spouse Graduated From Stonehill</b>	<b>%</b>
2004	4
2005	4
2006	8
2007	72
2008	8
<b>Year Married Spouse</b>	<b>%</b>
< 2007	9
2007	2
> 2006	61
Mean # Years <u>After</u> Graduation	3.4

Base: Total Respondents (n=228); Married (n=54); Spouse Graduated From Stonehill (n=25); Married After Graduation (n=33)

# Employment Profile - Class of 2007



<b>Employment Status: Primary Activity</b>	<b>%</b>
Employed	87
Seeking employment	2
Not seeking employment (ex. student, homemaker, military service, volunteer etc.)	11
<b>Years Employed in Current Position*</b>	<b>%</b>
Less than 1 year	22
1 – 2 years	32
3 – 4 years	27
5 or more years	18
<b>Satisfaction with Current Position*</b>	<b>%</b>
Very satisfied/Somewhat satisfied	87
Very dissatisfied/Somewhat dissatisfied	8

Base: Total Respondents (n=228), Employed (n=197)  
 \* Note: Results based on employment reported as primary activity.



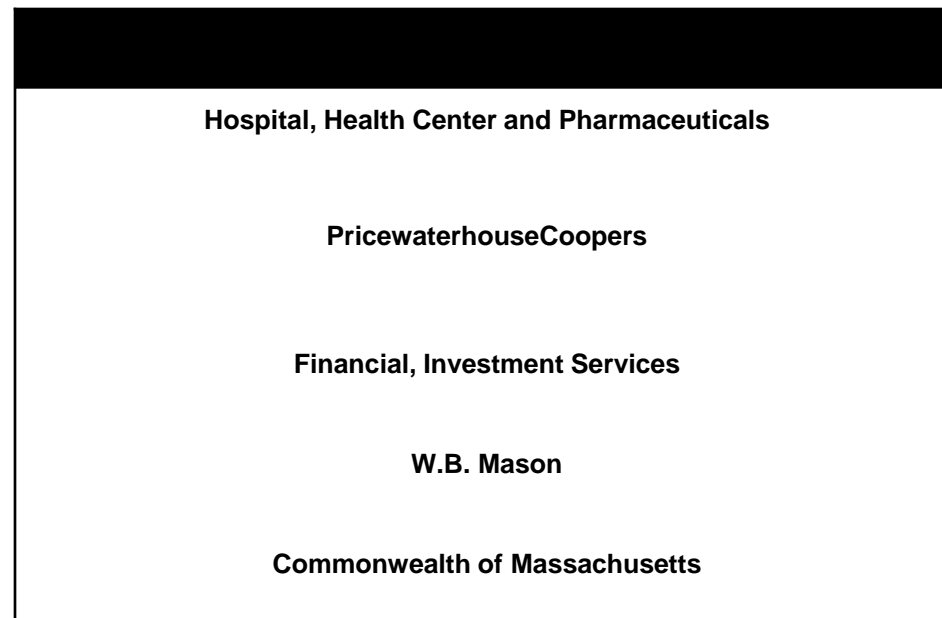
# Top Employers\* - Class of 2007



Higher %  
Employed



Lower %  
Employed



Base: Employed (n=197); \* Note: Results based on employment reported as primary activity.

# Graduate Degree Profile - Class of 2007



Graduated From Degree Program Since Stonehill	
Yes	49
Degree Awarded	
Masters Degree in Arts and Sciences M.A. or M.S.	58
Other Professional Masters Degree M.S.W., M.S.E., M.S.N., M.A.T.	8
Master of Business Administration M.B.A.	5
Law Degree J.D. or L.L.B.	12
Medical Degree M.D., D.O., D.D.S., D.V.M.	2
Other Doctoral Degree Ed.D., Sci.D., D.B.A.	1
Other degree or certificate	15
Year Received	
2008	22
2009	18
2010	39
2011	22
2012	0



Base: Total Respondents (n=228); Graduated From Degree Program (n=110)



# Graduate Degree Profile – Top Fields of Study & Schools – Class of 2007



## Top Fields of Study

Education  
Accounting  
Law  
Business  
Medicine  
Nursing  
Social Work  
Psychology

## Top Graduate Schools

Boston College  
Suffolk University  
Northeastern University  
Lesley University  
University of Connecticut  
Bridgewater State University  
Emerson College  
New York University  
University of Massachusetts, Boston  
MGH Institute of Health  
Georgetown University  
Stonehill College

# Current Graduate Program Profile - Class of 2007



<b>Currently Enrolled in Degree Program</b>	<b>%</b>
Yes	23
<b>Degree Seeking</b>	<b>%</b>
Masters Degree in Arts and Sciences M.A. or M.S.	32
Masters of Business Administration M.B.A.	13
Ph.D.	4
Other Doctoral Degree Ed.D., Sci.D., D.B.A.	4
Other Professional Masters Degree M.S.W., M.S.E., M.S.N., M.A.T.	17
Law Degree J.D. or L.L.B.	8
Medical Degree M.D., D.O., D.D.S., D.V.M.	4
Other degree or certificate	13
<b>Expected Graduation</b>	<b>%</b>
2012	13
2013	34
2014	30
2015	8
2016	6

Base: Total Respondents (n=228); Currently Enrolled Graduate Degree Program (n=53)

Continued

# Current Graduate Program Profile - Class of 2007



## Top Fields of Study

Education

Law

Accounting

Medicine

Business

## Top Graduate Schools

Suffolk University

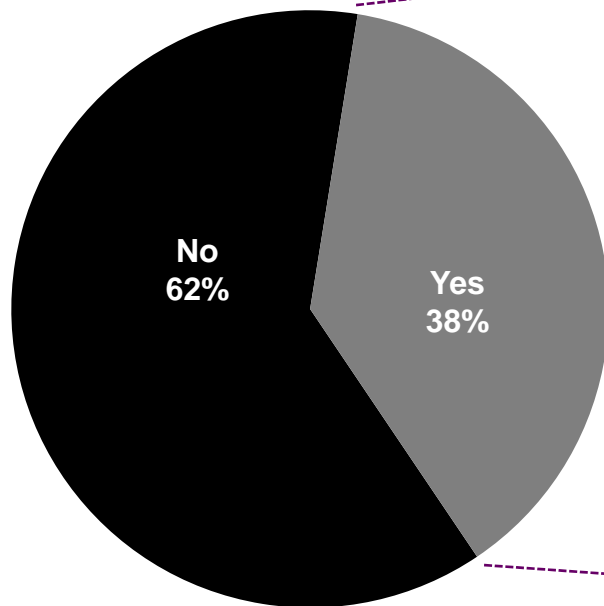
Western New England University

MCPHS

Boston College

University of Massachusetts, Boston

# Professional License/Certification - Class of 2007



Licenses/Certifications
Professional Teaching License
CPA
License To Practice Law
Social Worker
PA-C
Special Education

Base: Total Respondents (n=228); Received Professional License/Certification (n=86)

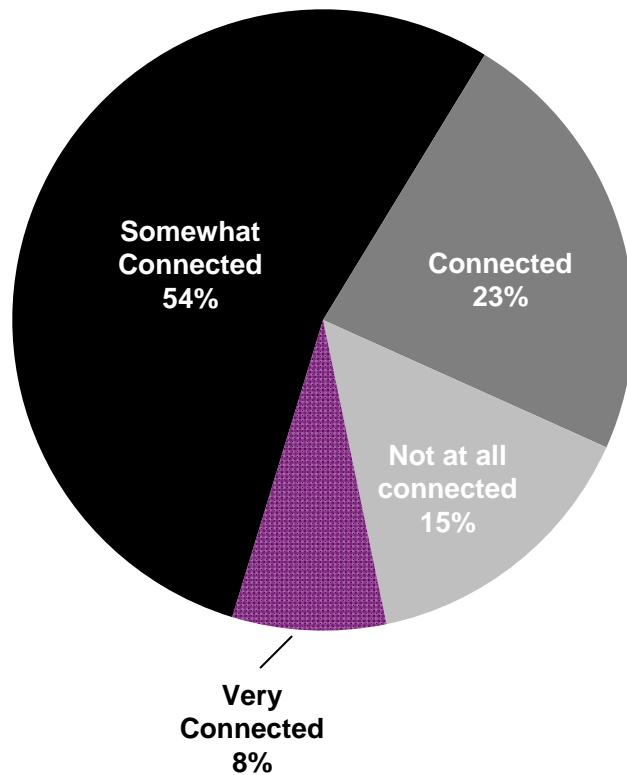


# Stonehill Connection

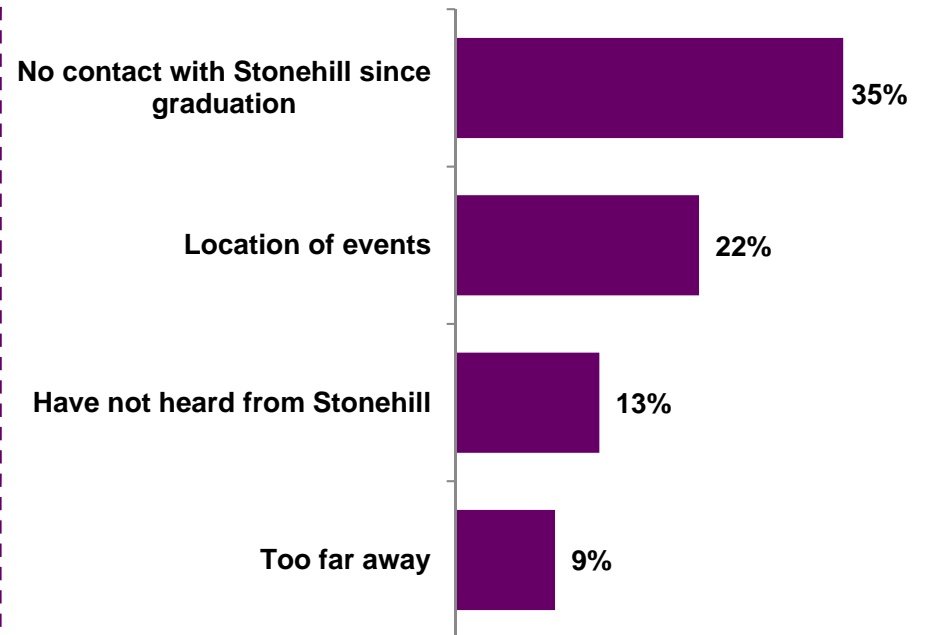
# Stonehill Connection - Class of 2007



Level of Connectedness

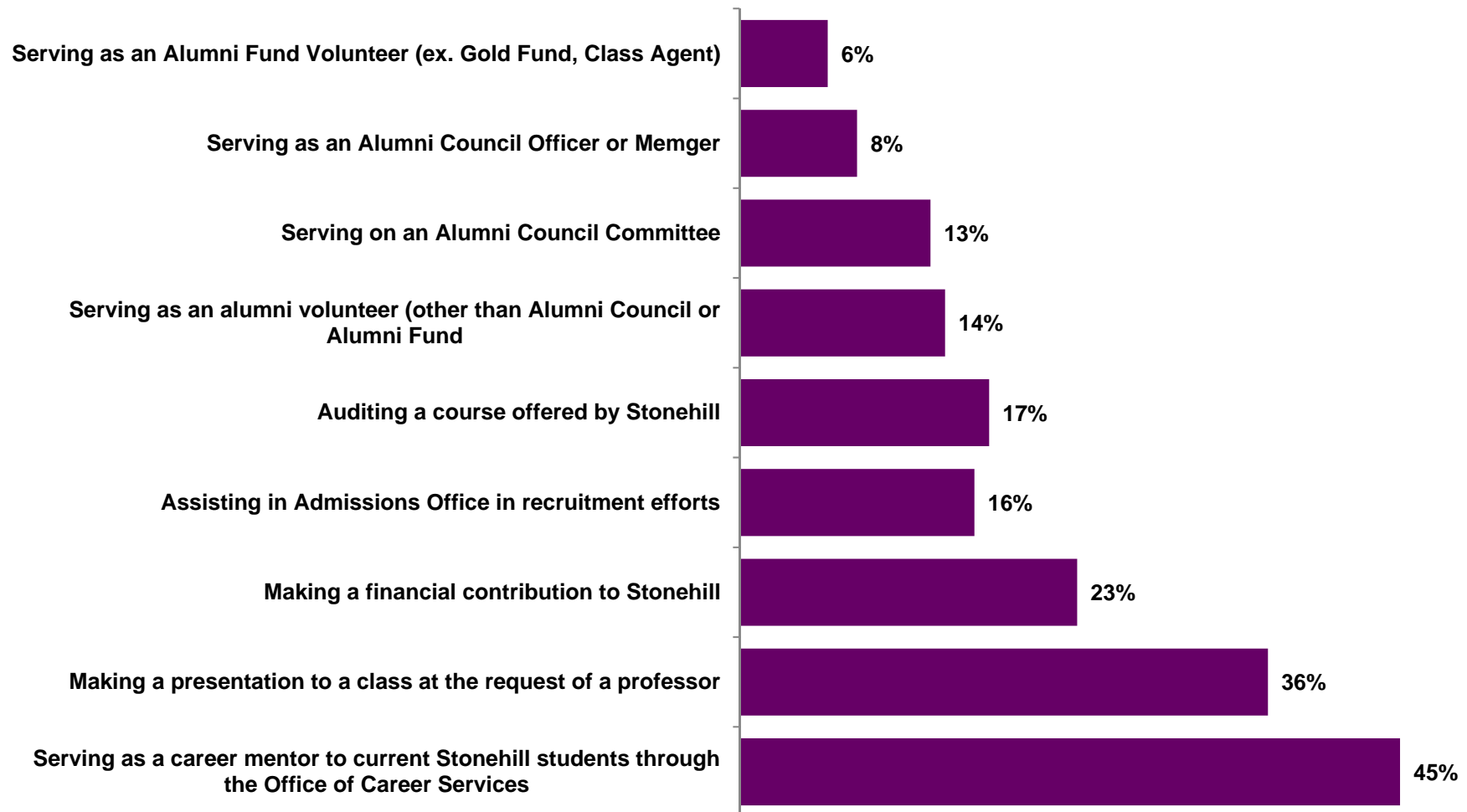


Reasons Not Connected



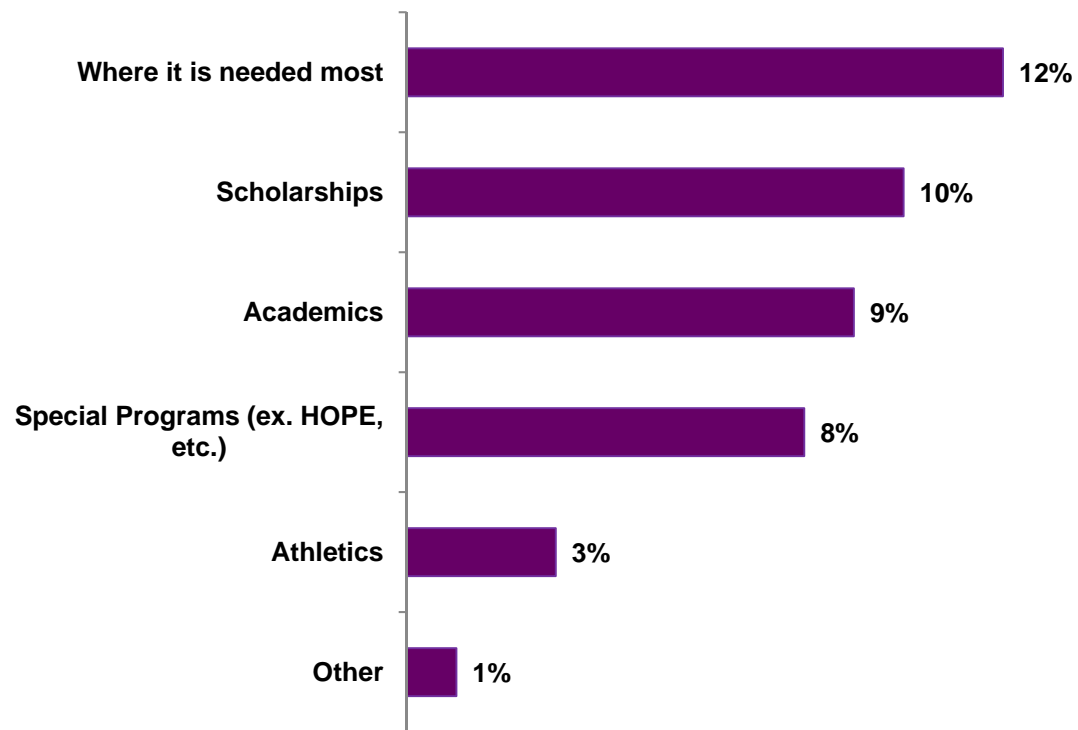
Base: Total Respondents (n=228); Not At All Connected - Total Answering (n=21)

# Interest In Enrichment Activities - Class of 2007



Base: Total respondents (n=228); Alumni Fund Volunteer (n=14), Alumni Council (n=19), Alumni Council Committee (n=29), Alumni Volunteer (n=32), Auditing course (n=38), Assisting Admissions (n=36), Financial contribution (n=51), Presentation to class (n=82), Career mentor (n=101)

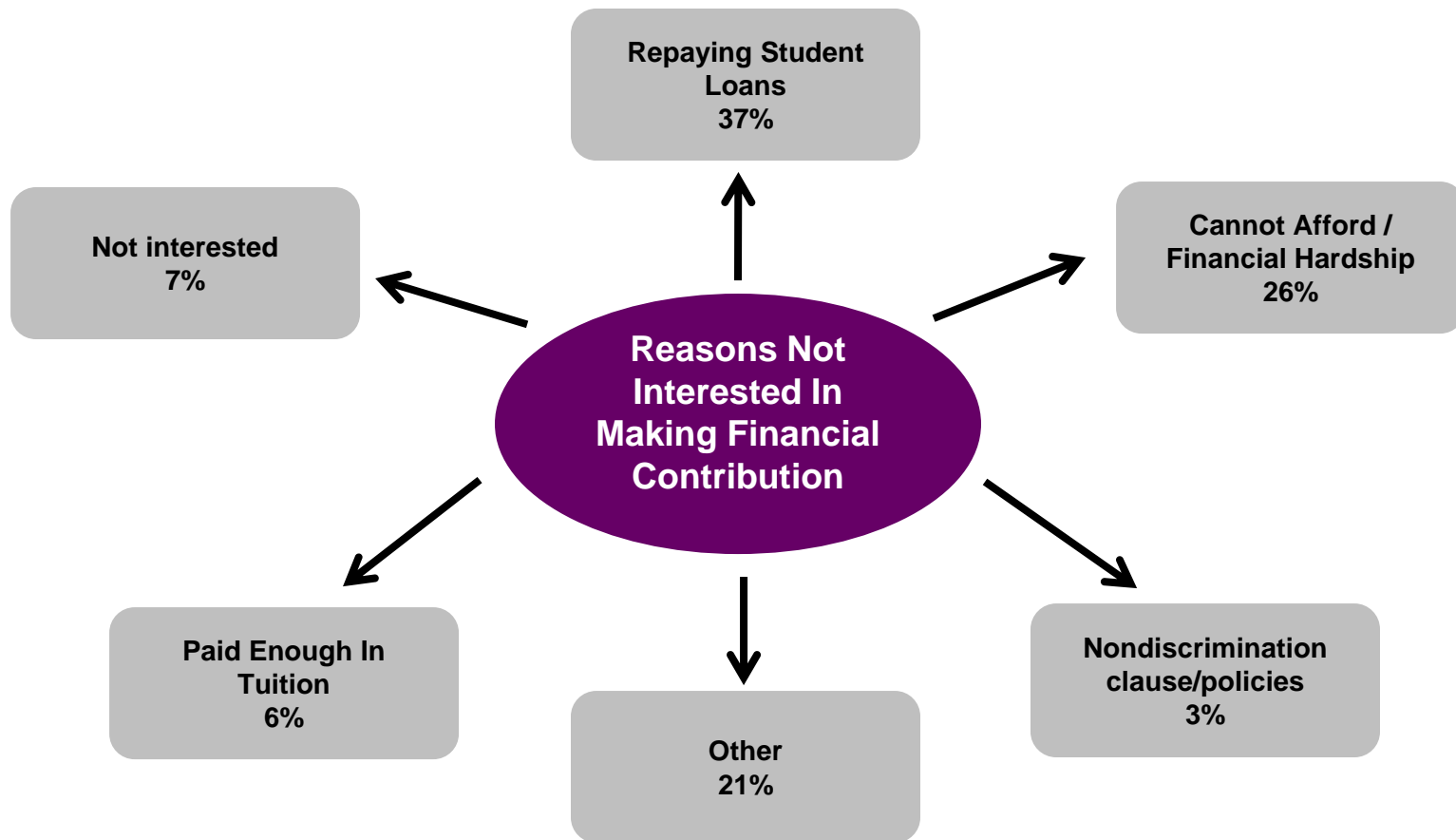
# Programs To Support Financially - Class of 2007



Base: Program To Support Financially –Special (n=19); Academic (n=21); Scholarships (n=23); Athletics (n=7); Where it is needed most (n=27); Other (n=2)



# Reasons For No Financial Support - Class of 2007

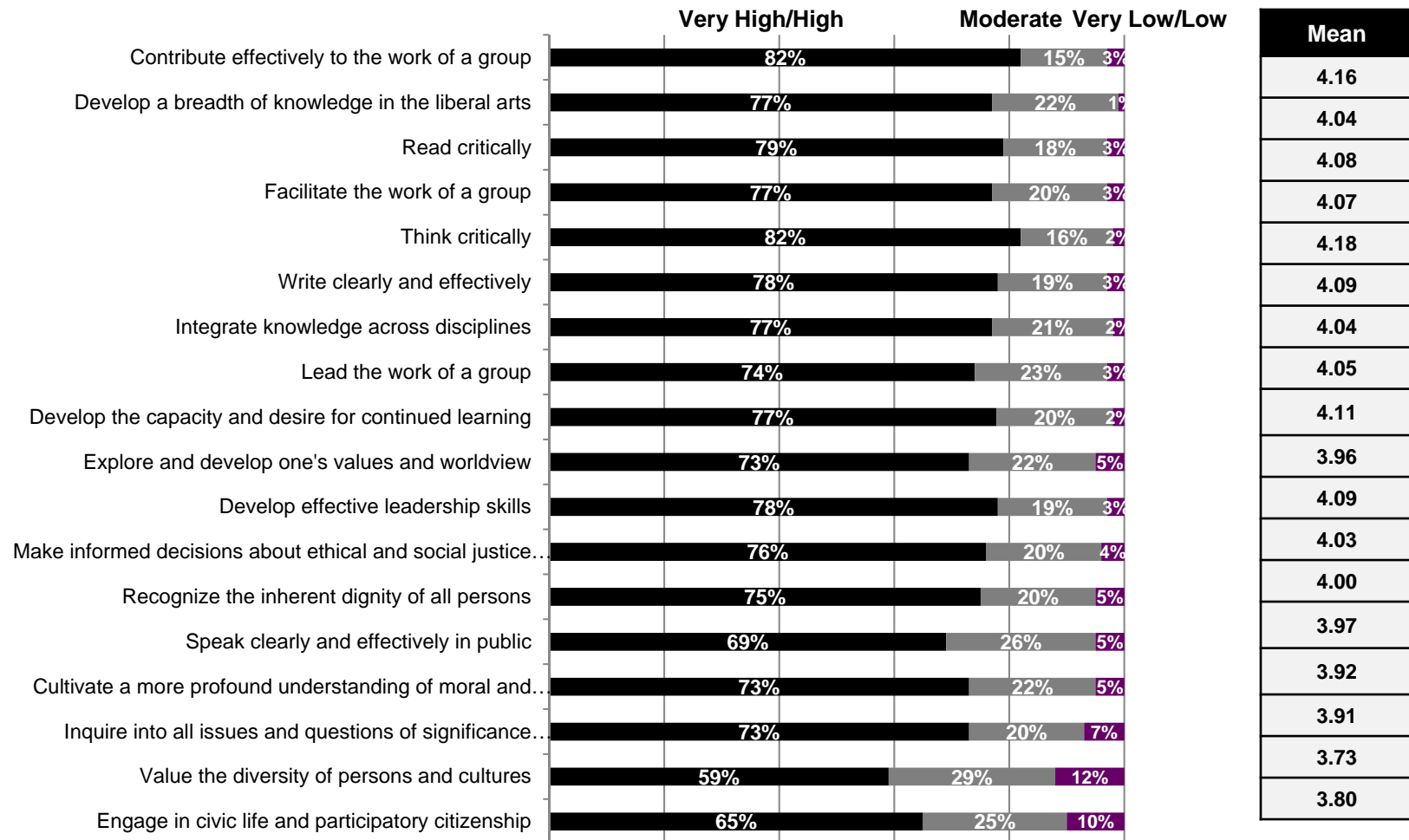


Base: Reasons for No Financial Support (n=134)



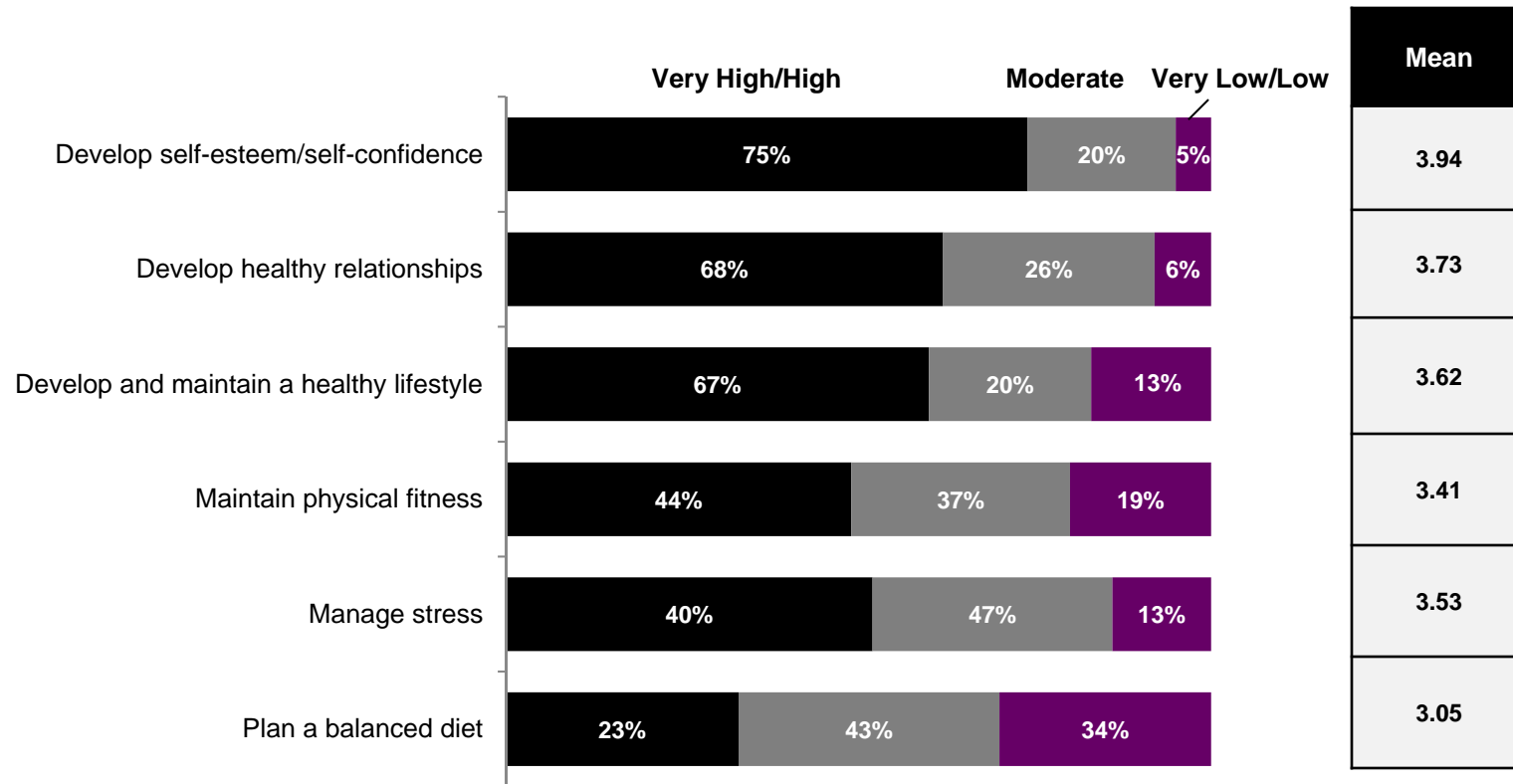
# Stonehill Education

# Educational Outcomes – General - Class of 2007



Base: Total Respondents (n=228)

# Educational Outcomes – Wellness - Class of 2007

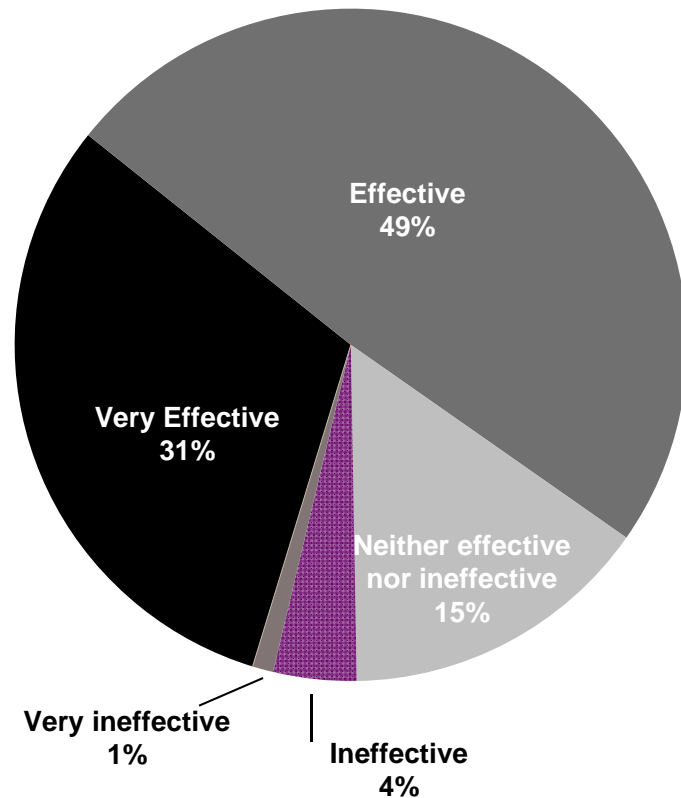


Base: Total Respondents (n=228)

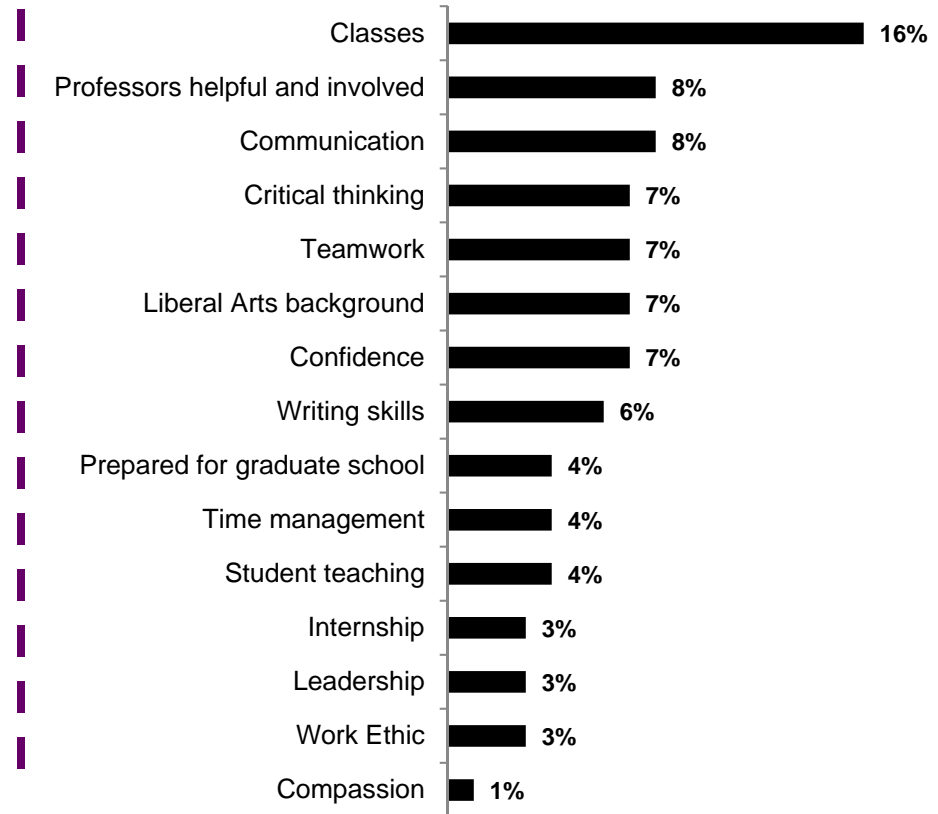
# Effectiveness/Stonehill Experience, Current Position – Class of 2007



**Level of Effectiveness**



**Reasons for effectiveness**

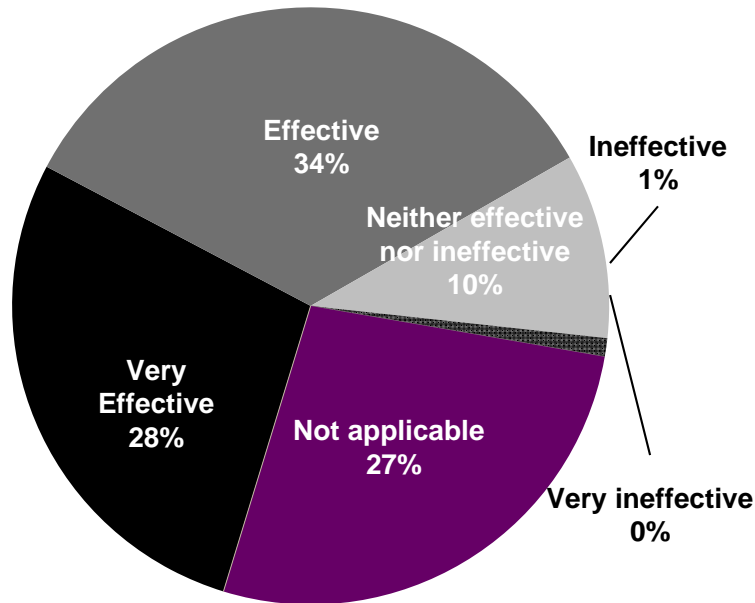


Base: Total Respondents (n=228)

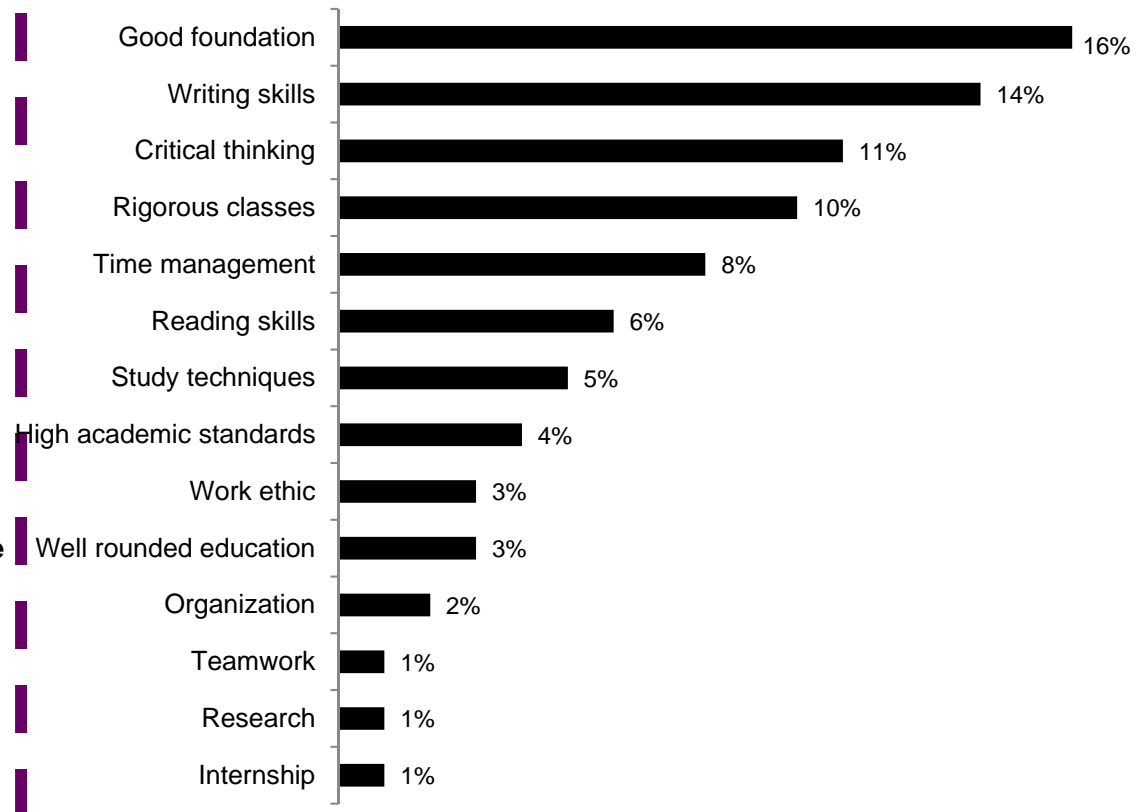
# Effectiveness/Stonehill Experience, Graduate School or Professional School – Class of 2007



**Level of Effectiveness**



**Reasons for effectiveness**



Base: Total Respondents (n=228); Reasons for Effectiveness (n=88)

# Most Valuable Academic Experience - Class 2007



Most Valuable Stonehill academic experience:	%
<b>Experiential learning:</b> Study abroad (21), Internship-domestic (14) -abroad (4), Traveling LC (8), SURE (4), student teaching (7), TA (2), Independent study (2), Directed study (4), Counseling practicum (2)	37.0%
<b>Involved/good professors:</b> Professors Leone (4), Mattina (2), Dahlin (2), Peek (2), Celano (2), Tyrrell (2), Ghaughan (2), Hurley, Capobianco(3), Ives (2), Perez, Martinez, Salvucci, Schatzel, Goyette, Ubertaccio, Cohen, Guarino-Ghezzi, Crow, Shaw, Piggford, Soto, Wadsworth, McGurrin, Massarotti, Anderson, Golden	32.0%
<b>Educational outcomes:</b> small classes (4), interaction with peers (3), critical thinking (4), completing Honors Program (3), diversity/different points of view (2), hands-on learning, well-rounded education (6), research (4), leadership (2), question the world (2), content knowledge (6), volunteering (2), debates, work ethic	24.2%
<b>Involved Departments:</b> English (3), Religious Studies (5), Philosophy (4), Communications (4), Business (2), Education (3), Psychology (2), Biology (2), Health Care Administration, Sociology, Science, Political Science	24.7%
<b>Courses:</b> Public speaking (3), Marketing strategy, Anatomy & Physiology, Auditing, Endocrinology, Photoshop, Investments, Ethics, Moral reasoning, Law (2), Marketing applications, Retail, Tax, Creative Process, Early republic, Core classes (2), Cornerstone classes, Cultural encounters, Learning community (9), Capstone/Thesis (14)	28.0%

Base: Total respondents (n=228); [Most valuable (n=178); professors (n=57), departments (n=44), courses (n=50), experiential (n=66), outcomes (n=43)]

# Most Valuable Non-Academic Experience - Class 2007



Most Valuable Stonehill non-academic experience:	%
<b>Engagement:</b> peer relationships (50), relationships with staff/community , meeting 'significant' other (4), district representative of SAA (2), networking(2)	34.3%
<b>Living/Learning Environment:</b> living on campus (22), special interest housing (2), Counseling & Testing Center (2)	14.0%
<b>Experiential learning:</b> abroad (13), community service (12), HOPE (6), Into The Streets (10), internship (7)	29.1%
<b>Extra-curricular:</b> Athletics (17), miscellaneous activities (9), intramural sports (2),	16.3%
<b>Leadership:</b> RA (9), Orientation Leader (4), Newspaper editor, SGA (4), student ambassador (3), PRIDE	12.8%
<b>Mission-related:</b> campus ministry (2), retreats,	1.7%
<b>Career-related:</b> work experience (3), work-study (3)	3.5%

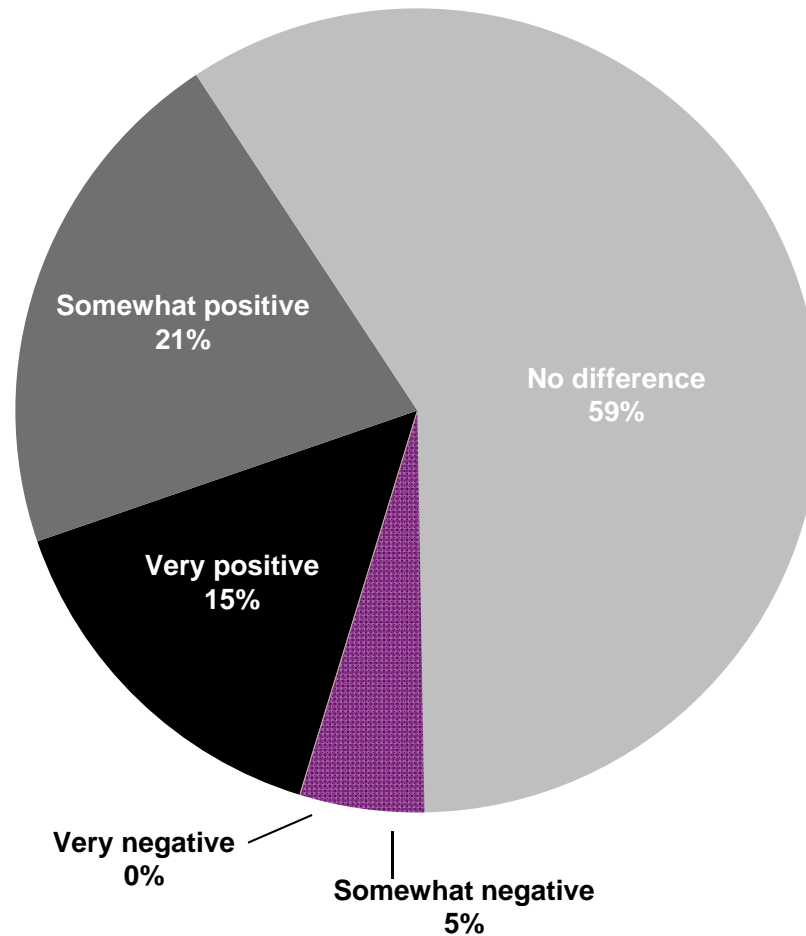
Base: Total respondents (n=228); [Most valuable (n=172), engagement (n=59), experiential (n=50), leadership (n=22), living/learning (n=24), extra-curricular (n=28), Mission (n=3), Career (n=6)]



# *Influence Catholic Tradition on Post-Stonehill Experience – Class of 2007*



Level of Influence

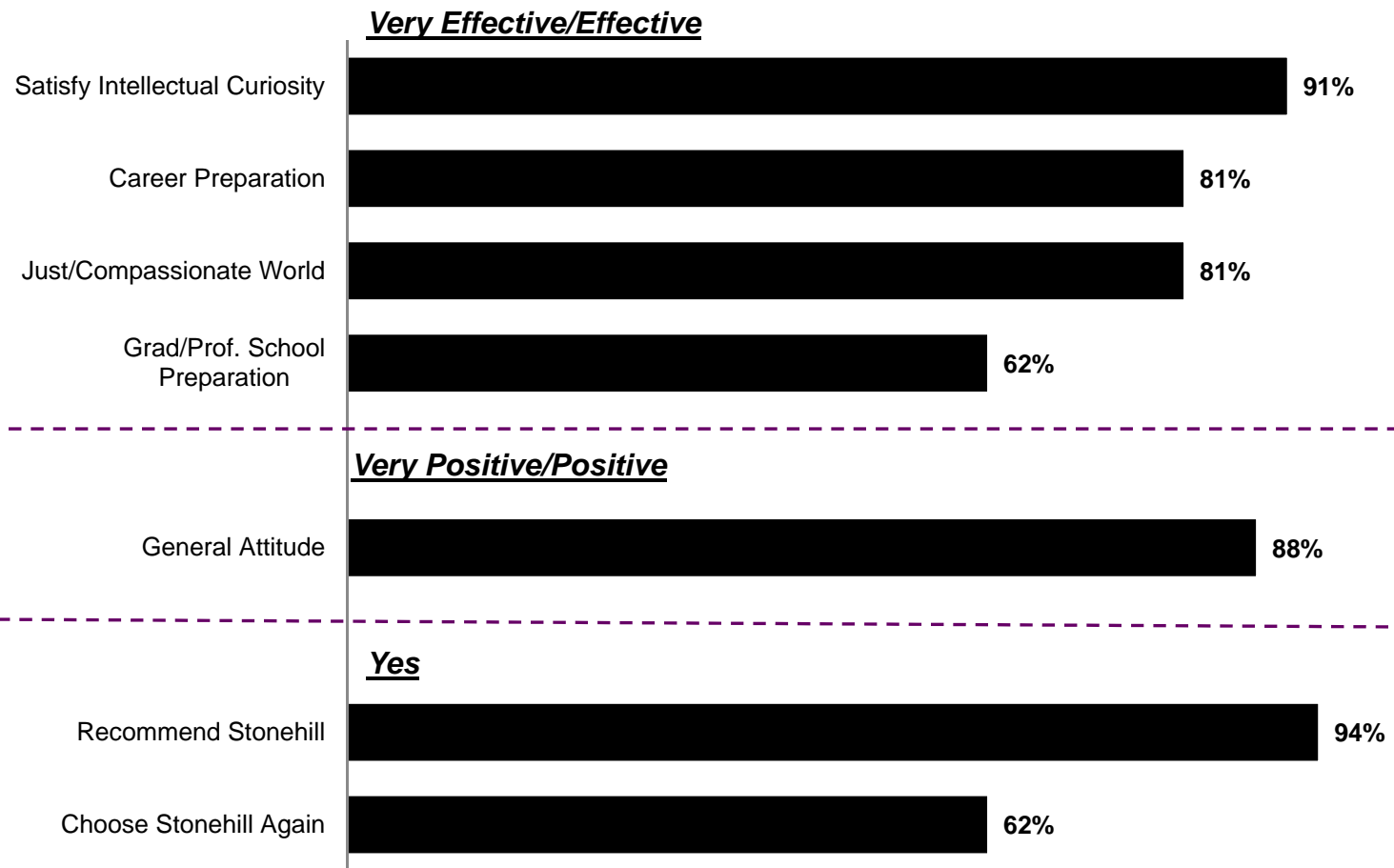


Base: Total Respondents (n=228)

# Stonehill Satisfaction - Class of 2007



## Stonehill Satisfaction - By Class Year -



Base: Total Respondents (n=228)

# Questions

*Contact:*

*Pamela M. Coyle, Office of Planning & IR*

*508-565-1034 or [pcoyle@stonehill.edu](mailto:pcoyle@stonehill.edu)*