




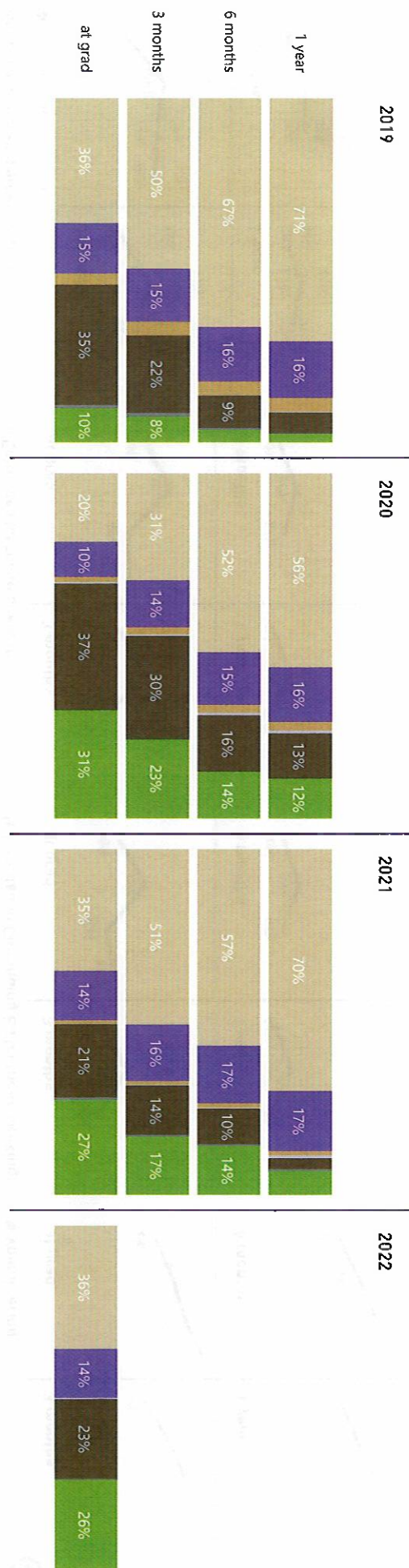
Outcomes by Type

OutcomeType ● Employed ● Education ● Volunteering ● Military ● Still Looking ● Not Seeking ● Unknown



Outcomes by Type

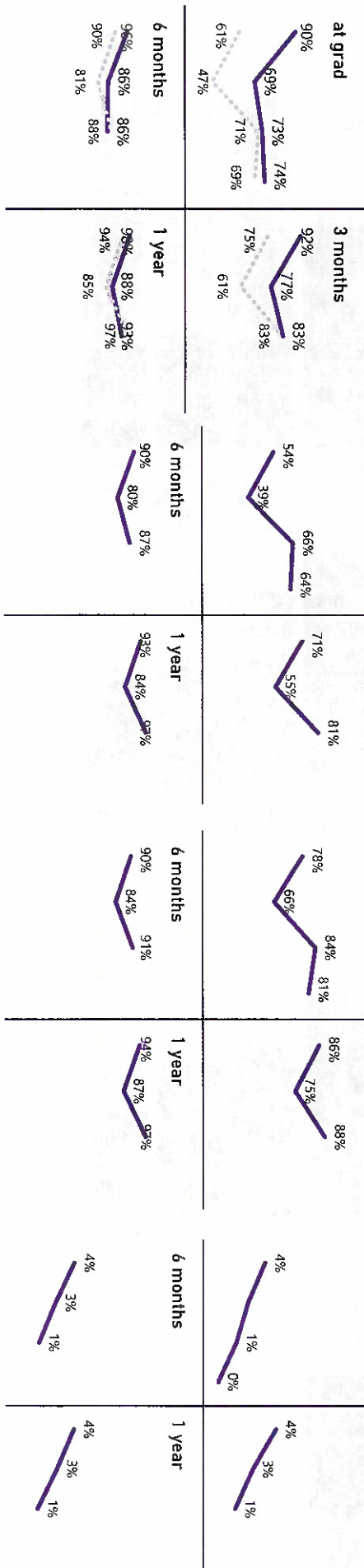
OutcomeType ● Employed ● Education ● Volunteering ● Military ● Still Looking ● Not Seeking ● Unknown





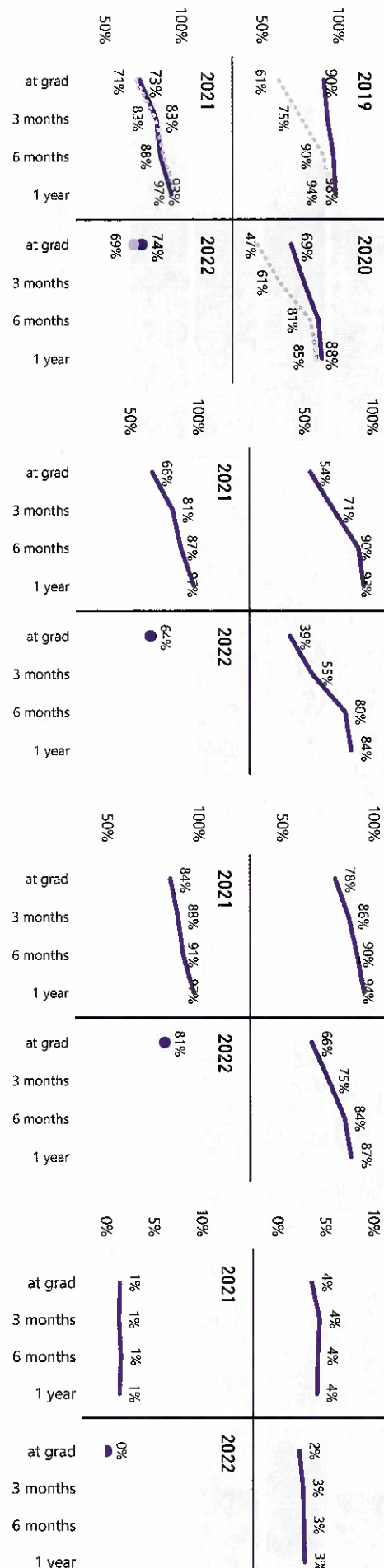
Knowledge and Placement Rates

● Knowledge Rate ● % Placed



Knowledge and Placement Rates

● Knowledge Rate ● % Placed



% Employed (of those seeking)

at grad

3 months

at grad

3 months

at grad

3 months

6 months

1 year

6 months

1 year

6 months

1 year

% Employed (of those seeking)

2019

2020

2019

2020

2019

2020

% Enrolled in Continuing Ed (of those seeking)

2019

2020

2019

2020

% Volunteering

2019

2020

at grad

3 months

at grad

3 months

at grad

3 months

6 months

1 year

6 months

1 year

6 months

1 year

CLASS OF 2022

EMPLOYMENT, GRADUATE SCHOOL & POST-GRADUATE SERVICE

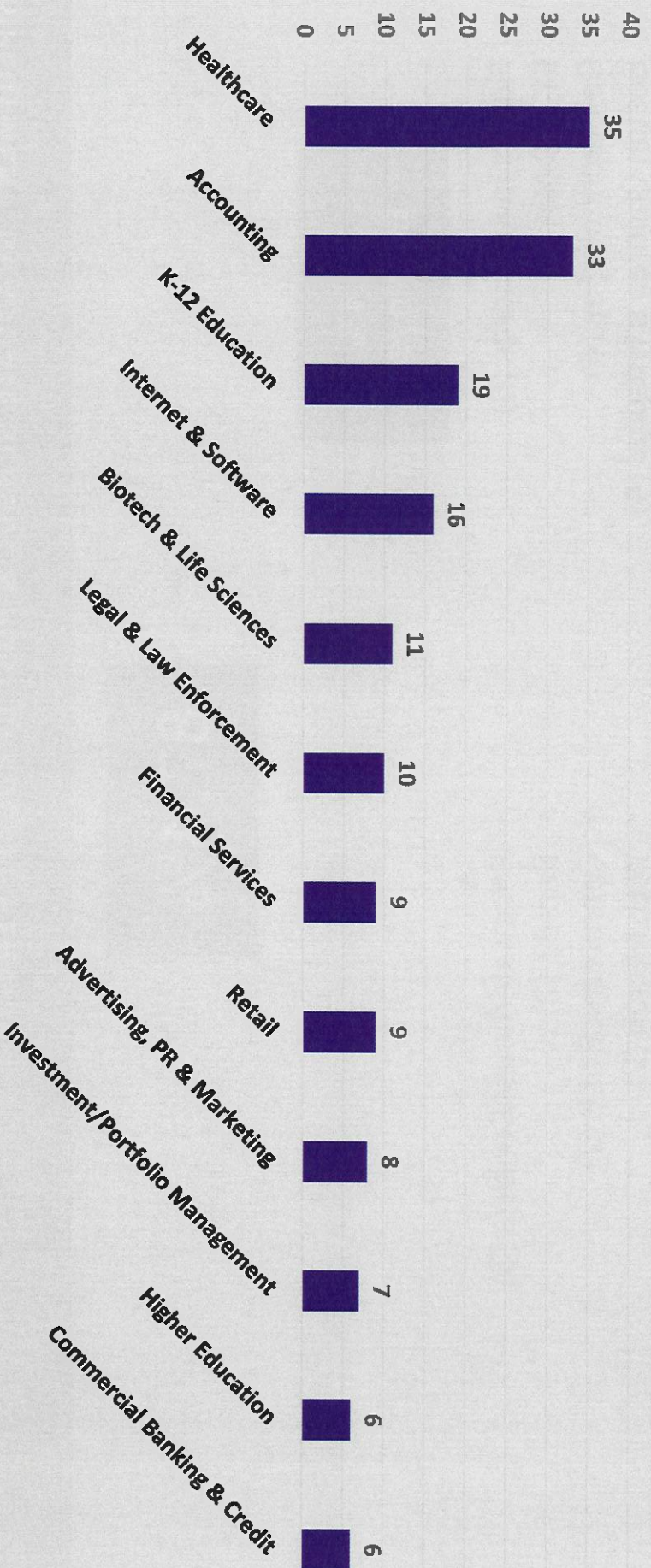
67.4%
Employed

87.4%

- Fidelity Investments (5)
- EY LLP (4)
- Dell Technologies (4)
- Boston Children's Hospital (4)
- Deloitte (4)
- Brigham and Women's Hospital (3)
- CBIZ (3)
- PricewaterhouseCoopers (3)
- Rapid7 (2)
- CohnReznick LLP (2)
- W.B. Mason (2)
- Equitable Advisors (2)
- MEDITECH (2)
- Pfizer (1)

INDUSTRY TRENDS

CLASS OF 2022 AT 6 MONTHS OUT



CAREER DEVELOPMENT | CUSHING MARTIN HALL - KRUSE CENTER | MON-FRI 8:30AM-4:30PM | DROP-IN HOURS 1:00PM-3:00PM & ALL DAY FRI

CLASS OF 2022

EMPLOYMENT, GRADUATE SCHOOL & POST-GRADUATE SERVICE

87.4%

67.4%
Employed

19.5%
Graduate
School

Most Attended:

- Boston University (9)
- Northeastern University* (5)
- Boston College* (5)
- Merrimack College (4)
- Regis College* (4)
- Stonehill College* (4)
- University of Rhode Island (3)
- Fairfield University (3)
- Suffolk University (3)
- Quinnipiac University (3)
- Endicott College (3)
- Emerson College (2)

**Indicates that we have an affiliation agreement with this school*

GRADUATE SCHOOL FIELDS

CLASS OF 2022 AT 6 MONTHS OUT

